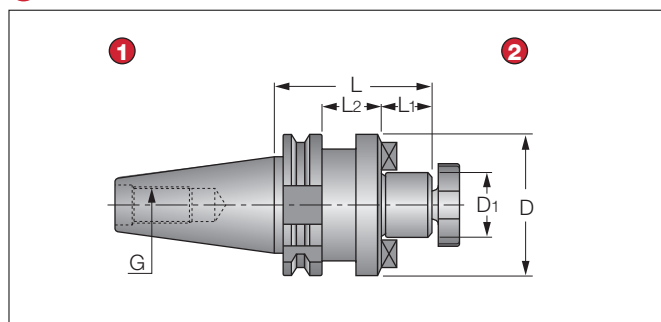
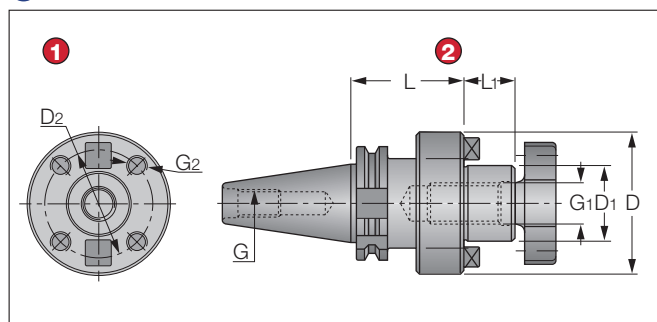


Патроны для торцевых фрез DIN69871

A DIN69871-SEM

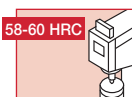
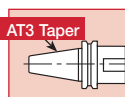
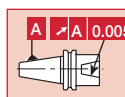


B DIN69871-FM



1 DIN69871 Form A

2 ISO 3937



1 DIN69871 Form A

2 DIN6357

A DIN69871-SEM Патроны для торцевых фрез

| Кат. № | Размеры (mm) | | | | | |
|------------------------|--------------|----|-----|----|-------|-----|
| | øD1 | øD | L | L1 | L2 | G |
| DIN6987130SEM16X35 | 16 | 38 | 35 | 17 | 15.9 | M12 |
| DIN6987130SEM22X50 | 22 | 47 | 50 | 19 | 30.9 | M12 |
| DIN6987130SEM27X50 | 27 | 58 | 50 | 21 | 30.9 | M12 |
| DIN6987140SEM16X35 | 16 | 38 | 35 | 17 | 15.9 | M16 |
| DIN6987140SEM22X35 | 22 | 47 | 35 | 19 | 15.9 | M16 |
| DIN6987140SEM27X60 | 27 | 58 | 60 | 21 | 40.9 | M16 |
| DIN6987140SEM32X60 | 32 | 66 | 60 | 24 | 40.9 | M16 |
| DIN6987140SEM40X60 | 40 | 82 | 60 | 27 | 40.9 | M16 |
| DIN6987150SEM16X35 | 16 | 38 | 35 | 17 | 15.9 | M24 |
| DIN6987150SEM22X35 | 22 | 47 | 35 | 19 | 15.9 | M24 |
| DIN6987150SEM22X50X200 | 22 | 50 | 200 | 19 | 180.9 | M24 |
| DIN6987150SEM22X64X300 | 22 | 64 | 300 | 19 | 280.9 | M24 |
| DIN6987150SEM27X35 | 27 | 58 | 35 | 21 | 15.9 | M24 |
| DIN6987150SEM32X35 | 32 | 66 | 35 | 24 | 15.9 | M24 |
| DIN6987150SEM32X78X370 | 32 | 78 | 370 | 24 | 350.9 | M24 |
| DIN6987150SEM40X50 | 40 | 82 | 50 | 27 | 30.9 | M24 |
| DIN6987150SEM50X60 | 50 | 95 | 60 | 30 | 40.9 | M24 |

Ключ заказывается отдельно

B DIN69871-FM Патроны для торцевых фрез

| Кат. № | Размеры (mm) | | | | | | | |
|----------------|--------------|-----|-------|----|----|-----|-----|-----|
| | øD1 | øD | øD2 | L | L1 | G2 | G1 | G |
| DIN6987140FM40 | 40 | 88 | 66.7 | 60 | 27 | M12 | M20 | M16 |
| DIN6987150FM40 | 40 | 88 | 66.7 | 70 | 27 | M12 | M20 | M24 |
| DIN6987150FM60 | 60 | 128 | 101.6 | 70 | 40 | M16 | - | M24 |

Ключ заказывается отдельно